


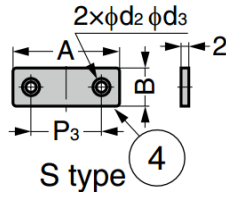
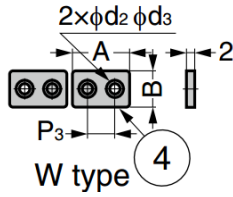
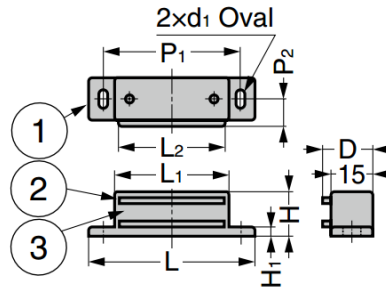
## GMC-K Magnetic Catch

### Features

- Sponge inside reduces noise during door closure

### Parts Included

- Counter plate
- Sponge cushion
- Pan head wood screw 3.1×13
- Countersunk head wood screw 2.9×13




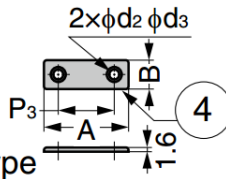
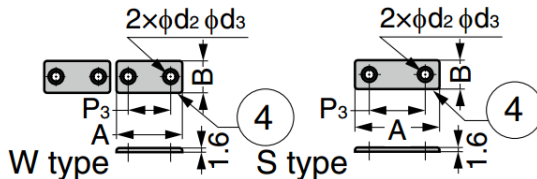
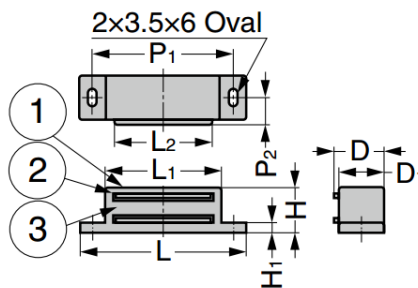
No.	Part Name	Material	Finish / Colour
①	Body	PBT	White
②	Yoke	Steel (SPCC)	Clear Zinc Chromate (Trivalent)
③	Magnet	Ferrite	-
④	Counter Plate	Steel (SPCC)	Chrome

Part No.	L	L <sub>1</sub>	L <sub>2</sub>	D	H	H <sub>1</sub>	P <sub>1</sub>	P <sub>2</sub>	d <sub>1</sub>	A	B	P <sub>3</sub>	d <sub>2</sub>	d <sub>3</sub>	Magnetic Force
GMC-KM-S	50.5	33	30	17	12	3	42	10	3.2×6.2	30	11.5	20	4.2	6.7	23.5 N 2.4 kg
GMC-KL-S	60	42	38	18	16	3.2	50	10.5	3.2×6	38	14	25	4.3	6.4	27.4 N 2.8 kg
GMC-KL-W										20	13	10			

## GMC-E Magnetic Catch

### Parts Included

- Counter plate
- Pan head wood screw 3.1×13
- Countersunk head wood screw 2.9×13



No.	Part Name	Material	Finish / Colour
①	Body	PE	White
②	Yoke	Steel (SPCC)	Coloured Zinc Chromate (Trivalent)
③	Magnet	Ferrite	-
④	Counter Plate	Steel (SPCC)	Coloured Zinc Chromate (Trivalent)

Part No.	L	L <sub>1</sub>	L <sub>2</sub>	D	D <sub>1</sub>	H	H <sub>1</sub>	P <sub>1</sub>	P <sub>2</sub>	A	B	P <sub>3</sub>	d <sub>2</sub>	d <sub>3</sub>	Magnetic Force
GMC-EM-S	49.5	33	28	16	15	14	4	41.5	9	30	11	20	4.8	6.5	19.6 N 2 kg
GMC-EL-S	60	41	35	18	16	16	3.5	50	9.5	38	14	25	4.3	6.4	23.5 N 2.4 kg
GMC-EL-W										20	13	10			